
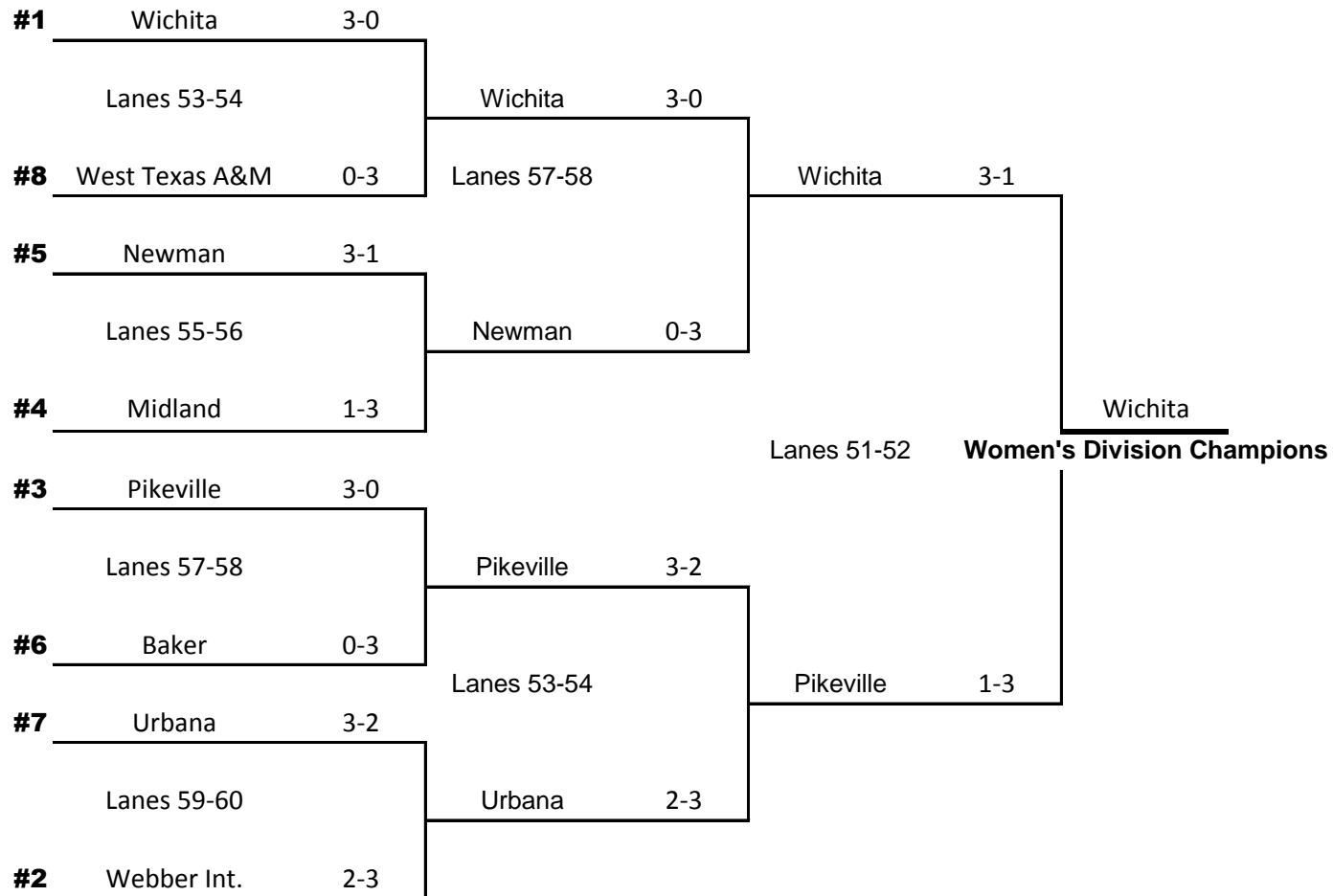



Glenn Carlson Las Vegas Invitational
Sunset Station - Strike Zone, Dec. 18 & 19, 2013
Men's Bracket



Women's Bracket



Junior Varsity Bracket



2013 Glenn Carlson Las Vegas Invitational
 Sunset Station - Strike Zone, Dec. 18 & 19, 2013
 Men's Standings

Team Name	Game 1	Game 2	Game 3	Game 4	Game 5	Game 6	Game 7	Game 8	Game 9	Total
1 Webber International	1037	1117	1054	1086	1018	1057	1066	1185	1027	9647
2 Urbana University	1062	1053	973	1044	1088	989	1078	999	1113	9399
3 Midland University	995	1127	998	972	1008	1029	1081	937	1179	9326
4 William Penn University	938	911	1215	1096	1005	1003	1032	1046	1013	9259
5 Wichita State University	953	1030	1011	1004	1137	944	1041	1075	1045	9240
6 Marian University	970	1014	1083	1011	1108	992	1081	945	1012	9216
7 Calumet College of St. Joseph	952	988	1013	1048	993	998	941	1039	1036	9008
8 Cal-State Fresno	1083	903	1101	1096	939	911	992	983	943	8951
9 Newman University	958	1006	976	1012	1049	1001	1041	885	1017	8945
10 San Jose State University	900	1010	961	1026	1007	1087	950	951	1037	8929
11 University of Kansas	992	1034	984	898	1130	980	939	944	912	8813
12 West Texas A&M	944	863	1002	984	1053	1036	916	1006	1005	8809
13 University of Pikeville	861	1056	962	1081	985	990	936	957	961	8789
14 Univ. Nebraska-Lincoln	919	887	976	982	922	995	1083	866	964	8594
15 Arizona State University	926	956	888	891	888	975	950	1088	975	8537
16 University of New Mexico	819	901	955	1021	964	936	1031	936	900	8463
17 Minnesota State - Mankato	862	1004	800	959	920	934	872	988	912	8251
18 Univ. Central Oklahoma	951	908	962	913	906	852	817	856	955	8120
19 Texas Tech University	873	957	895	898	954	959	821	846	850	8053
20 Texas A&M University	899	830	798	934	924	960	752	888	960	7945
21 Washington State University	898	843	878	935	799	883	890	912	894	7932
22 Univ. Central Florida	909	911	873	884	850	939	851	837	872	7926
23 Hastings College	876	805	864	930	978	813	900	811	899	7876
24 Univ. of North Texas	906	845	807	967	813	830	895	875	896	7834
25 Missouri Baptist Univ.	833	856	866	880	835	888	859	835	877	7729
26 Univ. Wisconsin-Oshkosh	760	841	889	829	844	848	846	961	851	7669
27 Cal-State Long Beach	833	900	944	856	856	826	714	852	856	7637
28 U.C. Davis	944	878	930	776	734	745	870	924	835	7636
29 Southern Utah University	926	844	853	807	788	753	883	822	801	7477

30 Cal Poly SLO	783	785	837	782	931	817	823	843	860	7461
31 Weber State University	824	806	823	831	861	810	745	869	859	7428
32 UNLV	845	789	811	785	879	799	833	776	786	7303
33 University of Houston	746	777	704	870	855	955	784	848	745	7284

Women's Standings

Team Name	Game 1	Game 2	Game 3	Game 4	Game 5	Game 6	Game 7	Game 8	Game 9	Total
1 Wichita State Univ	1068	798	980	1020	997	994	1055	1112	1003	9027
2 Webber International Univ.	919	945	927	1081	933	1064	1036	960	1011	8876
3 Univ. of Pikeville	867	915	898	1025	958	944	962	978	1046	8593
4 Midland University	886	848	1080	863	977	1005	904	855	943	8361
5 Newman University	938	968	946	927	970	845	876	999	865	8334
6 Baker University	795	861	930	933	844	996	935	809	986	8089
7 Urbana University	795	924	882	811	954	879	897	947	833	7922
8 West Texas A&M	917	872	880	862	906	858	890	850	869	7904
9 Calumet College of St. Joseph	809	894	809	910	864	972	822	899	884	7863
10 William Penn University	769	880	898	886	777	792	889	1058	902	7851
11 Marian University	887	843	828	860	812	997	827	861	842	7757
12 Cal-State Univ. Fresno	857	776	919	961	846	867	789	738	912	7665
13 Hastings College	737	831	910	842	912	787	851	805	967	7642
14 Missouri Baptist Univ.	787	786	806	887	805	946	805	863	781	7466
15 Weber State University	780	727	830	865	802	843	774	752	872	7245
16 University of Florida	820	775	719	880	767	848	785	821	795	7210
17 Minnesota State-Mankato	667	779	790	695	764	662	624	775	758	6514
18 U.C. Davis	594	740	676	632	708	738	655	574	795	6112

Junior Varsity Standings

Team Name	Game 1	Game 2	Game 3	Game 4	Game 5	Game 6	Game 7	Game 8	Game 9	Total
1 Univ. of Pikeville (Men)	940	972	934	905	923	886	851	959	953	8323
2 Urbana University	900	850	888	891	825	1002	955	950	986	8247
3 William Penn Univ.	888	920	887	995	954	774	772	1071	977	8238
4 Univ. of Pikeville (Women-A)	861	888	779	912	987	933	822	1017	823	8022

5 University of New Mexico	876	906	817	892	832	762	790	860	880	7615
6 Univ. of Pikeville (Women-B)	804	819	884	775	753	902	909	811	869	7526

Glenn Carlson Las Vegas Invitational
Sunset Station - Strike Zone, Dec. 18 & 19
Men's Individual Standings

Bowler Name	Team Name	Game 1	Game 2	Game 3	Game 4	Game 5	Game 6	Game 7	Game 8	Game 9	Games	Total	Average
1 Cameron Foster	William Penn University	179	211	259	290	223	246	222	241	234	9	2105	233.8889
2 Joe Gourneau	Midland University	222	210	192	258	215	181	240	226	242	9	1986	220.6667
3 Graham Fach	Urbana University	258	246	172	225	207	182	221	202	245	9	1958	217.5556
4 Darren Tang	San Jose State University	192	211	157	266	196	235	214	205	278	9	1954	217.1111
5 Jacques Kaune	William Penn University	184	166	279	214	183	193	225	240	248	9	1932	214.6667
6 Mitch Katic	Calumet College of St. Joseph	229	189	188	264	205	204	212	203	229	9	1923	213.6667
7 Kristis Sergejevas	Webber International	211	248	225	203	218	199	238	195	185	9	1922	213.5556
8 Jordan Gray	Marian University	152	203	204	223	228	218	244	222	212	9	1906	211.7778
9 Matt McNeil	Wichita State University	186	223	203	204	245	187	218	248	188	9	1902	211.3333
10 James Tucker	Urbana University	192	211	193	233	208	182	243	192	246	9	1900	211.1111
11 Trevor Baumgartner	Newman University	205	247	211	209	245	167	214	181	201	9	1880	208.8889
12 Parker Brooks	Cal-State Fresno	221	177	221	267	211	177	203	211	191	9	1879	208.7778
13 Dylan Burns	University of Kansas	202	267	209	204	212	220	194	167	202	9	1877	208.5556
14 Neil Cooly	Midland University	191	235	231	200	215	197	180	193	231	9	1873	208.1111
15 Joshua Taylor	Cal-State Fresno	254	158	198	198	150	226	241	233	214	9	1872	208
16 Danny Cobine	University of New Mexico	152	225	172	212	224	244	257	193	191	9	1870	207.7778
17 Jimmy Ewell	West Texas A&M	166	171	208	212	205	226	219	217	226	9	1850	205.5556
18 Matt Kuba	Calumet College of St. Joseph	201	200	244	216	186	209	197	181	215	9	1849	205.4444
19 Perry Crowell	Midland University	200	225	202	167	196	224	215	186	230	9	1845	205
20 Benjamin Canfield	Arizona State University	159	216	195	191	198	248	210	245	179	9	1841	204.5556
21 Zach Fylling	University of Pikeville	190	240	187	267	181	201	187	194	184	9	1831	203.4444
22 Michael Tang	San Jose State University	161	215	203	186	233	232	234	197	164	9	1825	202.7778
23 Zach Holliday	Univ. Central Oklahoma	222	190	198	203	213	244	167	173	213	9	1823	202.5556
24 Justin Tan	Newman University	225	201	193	249	185	190	191	190	194	9	1818	202
25 Brandon Barboza	William Penn University	200	192	212	199	210	226	193	170	213	9	1815	201.6667
26 Zack Hattori	Marian University	145	212	235	247	212	163	202	213	182	9	1811	201.2222
27 Sara Vargas	University of New Mexico	208	167	222	204	201	225	188	192	201	9	1808	200.8889
28 Russ Oriatt	Arizona State University	194	187	190	194	209	180	169	257	225	9	1805	200.5556
29 Trey Cooper	Urbana University - JV	235	206	195	186	183	188	178	204	229	9	1804	200.4444
30 Connor Black	Univ. Nebraska-Lincoln	167	227	226	204	236	190	185	175	185	9	1795	199.4444
31 Joey Robillard	Minnesota State - Mankato	167	198	184	226	224	238	177	192	189	9	1795	199.4444
32 Christopher Davidson	Cal-State Fresno	229	193	257	192	179	165	179	182	216	9	1792	199.1111
33 Jakob Butturff	Arizona State University	181	227	186	182	193	223	176	217	204	9	1789	198.7778
34 Jonathan Nakagawa	San Jose State University	170	203	214	188	189	233	178	205	208	9	1788	198.6667
35 Tyler Woods	University of Kansas	217	205	191	208	183	181	182	218	200	9	1785	198.3333
36 Kiel Jordan	Cal-State Fresno	180	212	210	226	197	181	193	212	174	9	1785	198.3333
37 Dylan Winter	Univ. Nebraska-Lincoln	206	158	176	225	163	256	200	180	213	9	1777	197.4444
38 Jessy Bauer	University of Kansas	189	204	201	168	288	203	170	187	162	9	1772	196.8889
39 Jeff Blind	Univ. of Pikeville - JV	170	186	204	189	213	155	194	196	246	9	1753	194.7778
40 Matt Sabol	Univ. Nebraska-Lincoln	195	154	231	208	199	198	244	145	171	9	1745	193.8889
41 Trevor Silva	U.C. Davis	222	161	212	182	139	157	237	236	199	9	1745	193.8889
42 Colin Champion	Webber International	0	199	225	243	203	192	205	235	234	8	1736	217

43	Austin Bouds	Newman University	192	204	192	191	180	212	209	169	186	9	1735	192.7778
44	Steve Sherman	Southern Utah University	212	177	222	221	151	204	199	212	135	9	1733	192.5556
45	Vince Bachteler	Univ. Nebraska-Lincoln	180	191	195	195	201	154	217	186	213	9	1732	192.4444
46	Tommy Crites	West Texas A&M	179	182	203	192	177	209	212	219	158	9	1731	192.3333
47	Spencer Van Rissbergen	Cal-State Long Beach	201	213	246	162	195	159	205	173	171	9	1725	191.6667
48	Piet Schaeffer	William Penn University	174	196	207	194	196	158	225	208	163	9	1721	191.2222
49	Ryunn Young	San Jose State University	181	194	187	220	200	171	190	168	201	9	1712	190.2222
50	Travis Chambers	Univ. Central Oklahoma	231	202	160	171	200	158	205	150	232	9	1709	189.8889
51	Derek Perkins	University of Pikeville	0	195	201	258	193	210	186	231	233	8	1707	213.375
52	Casey Jamrog	Washington State University	170	193	197	161	181	182	182	203	238	9	1707	189.6667
53	Matthew Odom	Texas A&M University	201	142	201	211	211	205	131	189	213	9	1704	189.3333
54	Brock Finch	Urbana University	0	213	198	238	227	210	207	182	227	8	1702	212.75
55	Eric Thornton	Texas Tech University	182	192	180	207	181	205	190	181	178	9	1696	188.4444
56	Ramon Hilferink	Webber International	238	191	206	212	151	0	226	274	193	8	1691	211.375
57	Cameron Engel	Texas A&M University	168	198	145	228	204	202	153	192	201	9	1691	187.8889
58	John Bartosiewicz	Univ. of Pikeville - JV	169	211	175	233	157	201	163	192	190	9	1691	187.8889
59	Ben Burbine	Hastings College	204	152	177	221	171	181	182	170	232	9	1690	187.7778
60	Ryan Klumpers	Arizona State University	179	201	198	157	161	189	241	166	194	9	1686	187.3333
61	Lance Ragland	Univ. of North Texas	204	192	194	231	174	151	144	164	224	9	1678	186.4444
62	Vinny Grine	Hastings College	188	184	183	199	220	150	182	190	180	9	1676	186.2222
63	Nate Byrd	Missouri Baptist Univ.	187	180	195	232	186	167	161	179	189	9	1676	186.2222
64	Anthony Touerton	Texas Tech University	149	225	179	203	233	183	181	145	176	9	1674	186
65	Hunter Scrogin	Texas Tech University	167	225	195	156	211	208	138	208	165	9	1673	185.8889
66	Nathan Brooks	Newman University	0	197	166	191	235	256	216	182	215	8	1658	207.25
67	Gregory Cook	Texas A&M University	148	202	156	187	191	181	177	208	206	9	1656	184
68	Robert Wyman	Univ. of North Texas	243	157	179	183	170	156	187	196	169	9	1640	182.2222
69	Morgan Coleman	Univ. Central Florida	164	191	193	175	188	180	177	172	187	9	1627	180.7778
70	Jeremy Bandy	Univ. of Pikeville - JV	210	189	203	139	185	169	170	183	179	9	1627	180.7778
71	Justin Garza	Cal-State Long Beach	170	166	182	213	162	169	168	190	199	9	1619	179.8889
72	Anthony Taxiarchou	University of Houston	176	125	154	195	210	228	190	180	160	9	1618	179.7778
73	Danny Cobbs	Cal-State Long Beach	161	174	184	210	185	235	113	148	206	9	1616	179.5556
74	David Hanson	Washington State University	182	161	169	238	183	185	180	170	146	9	1614	179.3333
75	Kris Prather	Wichita State University	200	208	197	204	224	188	0	185	207	8	1613	201.625
76	Anthony Walker	Univ. Central Florida	170	184	172	178	190	192	160	178	186	9	1610	178.8889
77	Bill Ragsdale	Southern Utah University	190	178	136	193	177	152	213	149	216	9	1604	178.2222
78	Will Talfierro	Texas Tech University	203	142	196	182	183	196	146	156	192	9	1596	177.3333
79	Austin Vancil	Missouri Baptist Univ.	180	219	172	176	143	168	204	171	159	9	1592	176.8889
80	Josh Helmick	University of New Mexico	143	232	162	207	198	147	165	208	125	9	1587	176.3333
81	Devin Bidwell	Wichita State University	195	193	182	186	0	192	202	216	213	8	1579	197.375
82	Monty Bornemeier	Hastings College	190	180	139	189	229	147	207	145	149	9	1575	175
83	Tim Crites	West Texas A&M	184	135	0	219	247	212	183	188	204	8	1572	196.5
84	Matthew Bryan	Washington State University	137	158	167	231	161	200	178	175	162	9	1569	174.3333
85	Philip Cook	Hastings College	114	162	211	159	179	177	199	158	203	9	1562	173.5556
86	Sharyn Miyaji	UNLV	166	158	200	189	195	177	157	152	168	9	1562	173.5556
87	Nick Binetti	University of Kansas	235	172	162	0	206	184	193	205	194	8	1551	193.875
88	Travis Devenport	Univ. of North Texas	135	202	139	178	150	228	185	184	150	9	1551	172.3333
89	Ryan Ventillo	Marian University	180	197	262	211	209	146	201	142	0	8	1548	193.5

90 Troy Busch	Midland University	182	219	194	184	178	224	215	150	0	8	1546	193.25
91 Kenny Loveall	University of Houston	160	176	170	172	152	200	158	196	153	9	1537	170.7778
92 Sam Burns	Washington State University	190	138	205	157	137	184	182	162	182	9	1537	170.7778
93 David Nordstrom	Texas A&M University	209	144	173	147	175	213	143	148	182	9	1534	170.4444
94 Joshua Taylor	Cal Poly SLO	130	134	219	169	182	164	168	186	180	9	1532	170.2222
95 Ashley Lake	Univ. Central Florida	188	173	160	170	156	149	182	161	190	9	1529	169.8889
96 Michael Mancl	Univ. Wisconsin-Oshkosh	0	185	217	187	155	201	177	183	222	8	1527	190.875
97 Eathyn Peterson	Weber State University	171	170	186	162	137	181	173	176	169	9	1525	169.4444
98 Eric Smith	William Penn Univ - JV	172	198	203	216	174	147	0	200	207	8	1517	189.625
99 Brandon Hott	Webber International	181	0	204	193	254	233	0	258	191	7	1514	216.2857
100 Lucas Hohnstein	University of Pikeville	190	197	178	192	220	177	188	169	0	8	1511	188.875
101 Brett Aldridge	Weber State University	194	163	150	174	171	146	165	158	188	9	1509	167.6667
102 Anthony Burgess	Missouri Baptist Univ.	156	144	157	185	160	184	191	181	150	9	1508	167.5556
103 Brandon Cruz	Univ. of North Texas	145	159	148	202	151	136	200	176	189	9	1506	167.3333
104 Kelsi Mayther	Washington State University	219	193	140	148	137	132	168	202	166	9	1505	167.2222
105 Blair Cain	Univ. of Pikeville - JV	211	219	204	187	135	0	173	195	181	8	1505	188.125
106 Aaron James	Univ. Wisconsin-Oshkosh	151	148	173	202	187	157	180	172	129	9	1499	166.5556
107 Peter Timley	Univ. Central Florida	204	162	178	0	169	226	214	177	169	8	1499	187.375
108 Connor Fredrick	William Penn Univ - JV	194	189	136	191	226	140	0	180	239	8	1495	186.875
109 Max Baldwin	Univ. Central Oklahoma	181	161	209	253	202	171	145	0	161	8	1483	185.375
110 Billy Lowther	Midland University	200	238	179	163	0	0	231	182	288	7	1481	211.5714
111 Mack Ivory	Missouri Baptist Univ.	202	112	173	158	143	183	166	160	182	9	1479	164.3333
112 Joel Berberich	Missouri Baptist Univ.	108	201	169	129	203	186	137	144	197	9	1474	163.7778
113 Ernie Patenia	University of Houston	143	161	127	168	174	200	191	148	154	9	1466	162.8889
114 Chris Yee	U.C. Davis	190	245	194	181	177	167	135	0	177	8	1466	183.25
115 Mark Montague	Cal Poly SLO	191	133	137	0	187	157	233	192	234	8	1464	183
116 Ryan Roubal	San Jose State University	196	187	200	166	0	216	134	176	186	8	1461	182.625
117 Kevin Bowman	Univ. of North Texas	179	135	147	173	168	159	179	155	164	9	1459	162.1111
118 Matt Brannan	Webber International	201	256	194	235	192	187	194	0	0	7	1459	208.4286
119 Matt Sanders	Marian University	257	212	200	173	0	0	232	191	189	7	1454	207.7143
120 Marcus Ortiz	University of New Mexico - JV	204	180	178	181	166	0	183	169	192	8	1453	181.625
121 Chris Colella	Wichita State University	195	199	0	0	224	198	205	223	202	7	1446	206.5714
122 Jacob Glass	Calumet College of St. Joseph	0	0	211	209	226	195	193	231	176	7	1441	205.8571
123 Jackie Matsutani	Cal Poly SLO	147	182	171	145	180	148	157	167	136	9	1433	159.2222
124 Kyle Cook	Urbana University	185	228	197	182	243	210	0	0	182	7	1427	203.8571
125 Michael Peirce	Univ. Nebraska-Lincoln	171	157	148	150	0	197	237	180	182	8	1422	177.75
126 Michael Chiu	University of Houston	137	166	133	204	149	183	137	175	137	9	1421	157.8889
127 Kyle Richetti	Weber State University	153	158	138	173	157	114	137	196	195	9	1421	157.8889
128 Paul Nguyen	Texas Tech University	172	173	145	150	146	167	166	156	139	9	1414	157.1111
129 Shannon Lee	Cal Poly SLO	138	166	160	177	168	179	136	125	159	9	1408	156.4444
130 Kameron Wright	Weber State University	159	193	188	162	222	153	132	0	178	8	1387	173.375
131 Janelle Takahata	UNLV	198	194	149	143	168	0	188	176	165	8	1381	172.625
132 Connor Lilley	Southern Utah University	190	160	184	127	182	86	155	148	148	9	1380	153.3333
133 Nathan Koffke	Univ. Wisconsin-Oshkosh	173	158	178	163	145	0	160	221	180	8	1378	172.25
134 Chris Flowers	University of Kansas	0	186	221	168	241	192	200	167	0	7	1375	196.4286
135 Tyler Mares	Hastings College	180	127	154	162	179	158	130	148	135	9	1373	152.5556
136 Steven Good	Cal Poly SLO	177	170	150	169	214	169	0	173	151	8	1373	171.625

137	Fraçois Lavoie	Wichita State University	177	207	202	188	226	179	192	0	0	7	1371	195.8571
138	Ryan Burks	Calumet College of St. Joseph	181	199	177	0	185	225	0	204	195	7	1366	195.1429
139	Ricky Bason	Univ. Central Florida	183	201	170	182	147	192	118	149	0	8	1342	167.75
140	Justin Zwaschka	Wichita State University	0	0	227	222	218	0	224	203	235	6	1329	221.5
141	Trent Knoop	Urbana University - JV	0	181	173	170	0	181	240	190	189	7	1324	189.1429
142	Josh Demick	University of New Mexico - JV	0	171	138	155	185	143	171	139	214	8	1316	164.5
143	Jacob Gill	University of New Mexico	0	0	236	173	186	182	176	165	194	7	1312	187.4286
144	Josh Parkin	Urbana University - JV	169	198	183	168	168	0	0	205	204	7	1295	185
145	Sarah Schneider	Cal-State Long Beach	159	166	172	178	147	0	121	197	153	8	1293	161.625
146	Andrew Wood	Weber State University	147	122	161	160	174	216	138	163	0	8	1281	160.125
147	Lucas Perdieu	William Penn Univ - JV	179	155	170	182	0	0	181	235	179	7	1281	183
148	Victor Gomez	West Texas A&M	168	175	219	178	213	164	145	0	0	7	1262	180.2857
149	Michael Applegate	William Penn Univ - JV	184	223	164	203	184	150	138	0	0	7	1246	178
150	Len Ball	University of Houston	130	149	120	131	170	144	108	149	141	9	1242	138
151	Quinton Petersen	Southern Utah University	166	167	180	128	110	0	173	160	157	8	1241	155.125
152	Jacob Lopez	West Texas A&M	247	200	201	183	0	0	0	200	203	6	1234	205.6667
153	Dale Boyton	Minnesota State - Mankato	164	206	148	151	193	219	151	0	0	7	1232	176
154	Daulton Cooper	Urbana University - JV	0	122	163	206	150	225	138	0	223	7	1227	175.2857
155	Zac Gullickson	Univ. Central Oklahoma	186	137	198	0	135	0	166	212	158	7	1192	170.2857
156	Isziah Zuni	University of New Mexico - JV	0	0	187	177	166	161	177	188	129	7	1185	169.2857
157	Jesse Anzelc	U.C. Davis	209	180	208	0	141	149	133	0	162	7	1182	168.8571
158	Casey Nagamine	UNLV	157	147	0	0	177	158	205	162	162	7	1168	166.8571
159	Nick Dillman	UNLV	158	134	171	122	0	119	174	160	126	8	1164	145.5
160	Jake Hayes	Calumet College of St. Joseph	153	0	0	0	191	165	203	220	221	6	1153	192.1667
161	Kevin Rush	Marian University	236	190	182	157	0	0	202	177	0	6	1144	190.6667
162	Nathaniel Haug	Univ. Wisconsin-Oshkosh	186	192	157	128	197	152	128	0	0	7	1140	162.8571
163	Brandon Gill	University of New Mexico	125	144	163	225	155	138	0	0	189	7	1139	162.7143
164	Andy Hultengren	Minnesota State - Mankato	176	0	0	224	155	0	215	188	173	6	1131	188.5
165	Joe Kruegel	Minnesota State - Mankato	0	220	160	177	0	0	184	177	193	6	1111	185.1667
166	James Dutcher	Newman University	189	157	214	172	0	0	211	163	0	6	1106	184.3333
167	Kyle Beers	Urbana University - JV	185	0	174	161	0	196	231	157	0	6	1104	184
168	Matthew Tran	University of New Mexico - JV	167	209	192	182	0	0	146	198	0	6	1094	182.3333
169	Zack Maggard	Univ. Central Oklahoma	0	218	197	150	156	0	0	179	191	6	1091	181.8333
170	Franisco Gamero	University of Pikeville	173	188	186	172	0	0	171	194	0	6	1084	180.6667
171	Kyle Senft	Univ. Wisconsin-Oshkosh	119	0	164	149	0	143	201	143	159	7	1078	154
172	Brian Grupe	UNLV	166	156	151	153	145	198	109	0	0	7	1078	154
173	Ronald Eakin	Univ. Wisconsin-Oshkosh	131	158	0	0	160	195	0	242	161	6	1047	174.5
174	Kyle Mayberry	Urbana University	0	0	213	166	0	0	195	258	213	5	1045	209
175	Colin Williams	University of New Mexico - JV	166	0	0	197	167	161	0	166	159	6	1016	169.3333
176	Matt Yap	U.C. Davis	155	0	159	0	147	0	181	205	159	6	1006	167.6667
177	Thomas Boyce	University of Pikeville	0	236	210	192	177	0	0	0	177	5	992	198.4
178	Tyler Ferreira	UNLV	0	0	140	178	194	147	0	126	165	6	950	158.3333
179	TJ Basterash	Minnesota State - Mankato	0	200	160	0	146	0	0	265	174	5	945	189
180	Gregory Colburn	Cal-State Fresno	0	0	215	213	202	162	0	0	148	5	940	188
181	Stian Hoff	William Penn Univ - JV	0	0	214	203	196	170	154	0	0	5	937	187.4
182	Jesse Kurtz	U.C. Davis	0	143	0	170	130	132	184	144	0	6	903	150.5
183	Jordan Eres	Cal-State Long Beach	142	181	160	0	167	144	107	0	0	6	901	150.1667

184	Ethan Nobel	William Penn Univ - JV	159	155	0	0	0	0	157	236	183	5	890	178
185	Drew Balta	William Penn University	201	146	0	0	0	0	167	187	155	5	856	171.2
186	Travis Scott	William Penn University	0	0	258	199	193	180	0	0	0	4	830	207.5
187	Matt Murphy	Southern Utah University	168	162	0	0	168	158	143	0	0	5	799	159.8
188	Nick Sanchez	University of New Mexico - JV	134	141	0	0	148	179	0	0	186	5	788	157.6
189	Ryan McCoy	Calumet College of St. Joseph	188	234	193	170	0	0	0	0	0	4	785	196.25
190	Dustin Johnson	Urbana University	0	0	0	0	203	205	212	165	0	4	785	196.25
191	Brandon Yung	U.C. Davis	168	0	157	125	0	0	0	193	138	5	781	156.2
192	Cody Seaman	Texas A&M University	173	144	0	161	143	159	0	0	0	5	780	156
193	Kylee San Miguel	University of New Mexico - JV	205	205	122	0	0	118	113	0	0	5	763	152.6
194	Frank Valiente	University of Pikeville	160	0	0	0	214	187	0	0	200	4	761	190.25
195	Josh Blea	University of New Mexico	191	133	0	0	0	0	245	178	0	4	747	186.75
196	DJ Learn	Univ. of Pikeville - JV	0	0	0	0	233	156	0	193	157	4	739	184.75
197	Matt Staninger	Marian University	0	0	0	0	226	279	0	0	233	3	738	246
198	Kevin Wesley	William Penn Univ - JV	0	0	0	0	174	167	0	220	169	4	730	182.5
199	Tanner Tuttle	Southern Utah University	0	0	131	138	0	153	0	153	145	5	720	144
200	Taylor Coleman	Arizona State University	213	125	0	0	0	0	0	203	173	4	714	178.5
201	Devin Pierson	Minnesota State - Mankato	193	180	0	0	0	169	0	166	0	4	708	177
202	Eric Cullett	Urbana University - JV	158	0	0	0	0	212	0	194	141	4	705	176.25
203	Justin Dunn	Webber International	0	0	0	0	0	246	0	223	224	3	693	231
204	Austin Clark	Minnesota State - Mankato	0	0	148	0	202	160	0	0	183	4	693	173.25
205	Alan Wedrickas	Minnesota State - Mankato	162	0	0	181	0	148	145	0	0	4	636	159
206	Josh Camacho	Webber International	206	223	0	0	0	0	203	0	0	3	632	210.6667
207	Dylan Macon	West Texas A&M	0	0	0	0	0	225	0	182	214	3	621	207
208	William Oven	Marian University	0	0	0	0	233	186	0	0	196	3	615	205
209	Tyler Finch	Newman University	0	0	0	0	204	176	0	0	221	3	601	200.3333
210	Nick Pate	Midland University	0	0	0	0	204	203	0	0	188	3	595	198.3333
211	Michael Fonseca	University of Pikeville	0	0	0	0	0	215	204	169	0	3	588	196
212	Frank Arthurs	Texas A&M University	0	0	123	0	0	0	148	151	158	4	580	145
213	Tristan Bannister	U.C. Davis	0	149	0	118	0	140	0	146	0	4	553	138.25
214	Anthony Scerati	Univ. of Pikeville - JV	180	167	148	0	0	0	0	0	0	3	495	165
215	Jeff Godby	Urbana University - JV	0	143	0	0	180	0	168	0	0	3	491	163.6667
216	David Lowen	Cal-State Long Beach	0	0	0	93	0	119	0	144	127	4	483	120.75
217	Ryan Miller	University of Kansas	149	0	0	150	0	0	0	0	154	3	453	151
218	Blythe Hicks	Univ. Central Oklahoma	131	0	0	0	0	145	134	0	0	3	410	136.6667
219	Brendon Milller	Urbana University	223	155	0	0	0	0	0	0	0	2	378	189
220	Ryan Money	West Texas A&M	0	0	0	0	211	0	157	0	0	2	368	184
221	Mark Idzerda	Cal-State Fresno	199	163	0	0	0	0	0	0	0	2	362	181
222	Scott Canterbury	Univ. of Pikeville - JV	0	0	0	157	0	205	0	0	0	2	362	181
223	Landan Yoshida	Cal-State Fresno	0	0	0	0	0	0	176	145	0	2	321	160.5
224	Brandon Soto	Univ. Central Florida	0	0	0	179	0	0	0	0	140	2	319	159.5
225	Austin Martin	University of Pikeville	148	0	0	0	0	0	0	0	167	2	315	157.5
226	Tyler Meitz	Weber State University	0	0	0	0	0	0	0	176	129	2	305	152.5
227	Dakota Daniels	Calumet College of St. Joseph	0	166	0	0	0	0	136	0	0	2	302	151
228	Steven Klingler	Urbana University - JV	153	0	0	0	144	0	0	0	0	2	297	148.5
229	Chris Huglin	Arizona State University	0	0	0	167	127	0	0	0	0	2	294	147
230	Chris Zins	Univ. Central Oklahoma	0	0	0	136	0	0	0	142	0	2	278	139

231 Ryan Redding	Arizona State University	0	0	119	0	0	135	0	0	0	2	254	127
232 Bradley Chin	Cal Poly SLO	0	0	0	122	0	0	129	0	0	2	251	125.5
233 Chase Carter	Urbana University	204	0	0	0	0	0	0	0	0	1	204	204
234 Jacob Graves	Calumet College of St. Joseph	0	0	0	189	0	0	0	0	0	1	189	189
235 Phillip Stauffer	San Jose State University	0	0	0	0	189	0	0	0	0	1	189	189
236 Kasey Headley	West Texas A&M	0	0	171	0	0	0	0	0	0	1	171	171
237 Andre Maestas	Arizona State University	0	0	0	0	0	0	154	0	0	1	154	154
238 Austin Loudon	Univ. of Pikeville - JV	0	0	0	0	0	0	151	0	0	1	151	151
239 Matt Ballinger	Newman University	147	0	0	0	0	0	0	0	0	1	147	147
240 Cody Adiar	William Penn Univ - JV	0	0	0	0	0	0	142	0	0	1	142	142
241 Ashton McBride	Univ. Central Oklahoma	0	0	0	0	0	134	0	0	0	1	134	134
242 Jason Wendelin	Univ. Nebraska-Lincoln	0	0	0	0	123	0	0	0	0	1	123	123

Women's Individual Standings

Bowler Name	Team Name	Game 1	Game 2	Game 3	Game 4	Game 5	Game 6	Game 7	Game 8	Game 9	Games	Total	Average
1 Tannya Roumimper	Wichita State Univ	235	181	212	208	194	216	230	234	199	9	1909	212.1111
2 Chelsea Herrera	Newman University	185	210	205	178	269	164	225	257	202	9	1895	210.5556
3 Brianna Larson	Univ. of Pikeville	204	179	201	228	190	198	231	213	215	9	1859	206.5556
4 Sabrena Divis	Midland University	191	187	232	199	232	200	200	216	165	9	1822	202.4444
5 Holly Harris	Wichita State Univ	232	154	201	242	197	205	178	242	169	9	1820	202.2222
6 Verity Crawley	Webber International Univ.	216	171	184	238	192	180	208	184	216	9	1789	198.7778
7 Diana Zavjalova	Webber International Univ.	189	185	162	226	207	222	199	209	178	9	1777	197.4444
8 Emily Eckhoff	Hastings College	187	173	235	181	158	179	185	183	252	9	1733	192.5556
9 Ally Eckert	Baker University	193	189	186	215	160	203	209	169	206	9	1730	192.2222
10 Astrid Valiente	Univ. of Pikeville	155	201	170	182	212	190	161	234	223	9	1728	192
11 Allie Ijams	Wichita State Univ	185	163	192	178	183	212	224	191	193	9	1721	191.2222
12 Becca Wood	Baker University	168	200	177	177	178	210	211	177	205	9	1703	189.2222
13 Kirstin Newberry	William Penn University	170	175	204	190	164	184	168	277	163	9	1695	188.3333
14 Brandi Underwood	Marian University	220	176	212	167	169	188	157	201	201	9	1691	187.8889
15 Cindy Gill	West Texas A&M	225	147	200	170	169	183	216	177	191	9	1678	186.4444
16 Keylee Magazine	Pikeville (A) JV	162	175	169	184	200	200	172	220	195	9	1677	186.3333
17 Harmonie Trenn	Hastings College	183	176	181	182	230	181	201	143	186	9	1663	184.7778
18 Stephanie Adams	William Penn University	193	178	155	171	151	179	246	194	192	9	1659	184.3333
19 Lauren Orgeron	Cal-State Univ. Fresno	226	163	224	202	183	139	132	148	233	9	1650	183.3333
20 Rjani Kaya	Weber State University	191	156	144	222	182	180	200	185	190	9	1650	183.3333
21 Tricia Meyer	Missouri Baptist Univ.	192	172	155	192	167	224	213	146	174	9	1635	181.6667
22 Lisa Johnson	Newman University	192	203	179	200	187	172	153	166	180	9	1632	181.3333
23 Ashley Hansen	West Texas A&M	157	209	195	157	214	176	160	176	181	9	1625	180.5556
24 Rhiannon Bauer	Calumet College of St. Joseph	212	170	152	179	184	157	163	216	178	9	1611	179
25 Shaienne Yockman	Weber State University	178	166	200	204	198	170	152	141	197	9	1606	178.4444
26 Ashley Hare	Newman University	166	204	180	163	173	232	173	156	145	9	1592	176.8889
27 Jules Stockham	West Texas A&M	181	188	172	178	175	179	187	180	148	9	1588	176.4444
28 Stephanie Briggs	Calumet College of St. Joseph	141	197	161	198	167	181	194	188	149	9	1576	175.1111
29 Amber Hageman	Missouri Baptist Univ.	157	127	180	191	193	189	172	180	177	9	1566	174
30 Kaylene Clark	Cal-State Univ. Fresno	140	193	180	170	179	210	187	147	155	9	1561	173.4444

31 Briana Billsborough	Calumet College of St. Joseph	155	170	187	198	183	184	140	151	192	9	1560	173.3333
32 Jessica Neglla	University of Florida	191	178	127	189	196	192	137	159	174	9	1543	171.4444
33 Shameka Binns	Missouri Baptist Univ.	170	192	184	168	151	170	135	190	179	9	1539	171
34 Kristina Catli	U.C. Davis	124	212	181	157	184	149	168	125	237	9	1537	170.7778
35 Kelsey Johnson	William Penn University	136	163	169	238	151	147	162	198	164	9	1528	169.7778
36 Dasha Kovalova	Wichita State Univ	0	0	193	213	248	197	201	244	227	7	1523	217.5714
37 Sarah Rodabaugh	Hastings College	114	149	177	177	187	144	184	194	196	9	1522	169.1111
38 Courtney Schmitt	University of Florida	180	155	162	206	158	130	197	179	150	9	1517	168.5556
39 Jenna Grandy	Pikeville (B) JV	214	177	159	219	145	202	164	0	237	8	1517	189.625
40 Taylor Hartwig	Minnesota State-Mankato	142	198	187	168	177	167	143	187	144	9	1513	168.1111
41 Cortni Marker	Pikeville (B) JV	125	172	180	156	169	176	211	161	144	9	1494	166
42 Christina Halen	Univ. of Pikeville	206	136	0	209	184	177	224	170	187	8	1493	186.625
43 Lauren Eggleton	Pikeville (A) JV	184	176	134	0	212	211	187	199	185	8	1488	186
44 Felecia Proctor	Pikeville (A) JV	189	134	0	233	254	176	153	182	160	8	1481	185.125
45 Maude Demers	Urbana University	164	167	0	194	206	190	199	172	178	8	1470	183.75
46 Christine Peters	University of Florida	154	157	157	168	130	201	149	201	149	9	1466	162.8889
47 Talia St. Angelo	Cal-State Univ. Fresno	180	129	0	220	207	178	187	160	193	8	1454	181.75
48 Emily Ogden	Urbana University	173	186	190	185	176	197	186	159	0	8	1452	181.5
49 Montana Pence	William Penn University	140	209	209	143	130	0	178	232	197	8	1438	179.75
50 Jackie Moyers	Calumet College of St. Joseph	139	209	161	191	188	227	165	146	0	8	1426	178.25
51 Amber Ottilge	Webber International Univ.	182	201	218	170	0	0	210	235	192	7	1408	201.1429
52 Brittani Kelly	Baker University	0	182	195	170	172	187	159	148	192	8	1405	175.625
53 Ashtyn Thomas	Weber State University	127	135	177	153	157	179	166	136	159	9	1389	154.3333
54 Andrea Guzman	Pikeville (B) JV	138	183	191	126	0	181	180	208	181	8	1388	173.5
55 Cassie Lake	Missouri Baptist Univ.	138	149	149	187	146	170	140	185	123	9	1387	154.1111
56 Samantha McMurtrey	Weber State University	164	130	158	159	158	177	158	127	155	9	1386	154
57 Abbi Mesmilam	University of Florida	159	151	127	148	164	178	156	139	157	9	1379	153.2222
58 Kelsey Muther	Wichita State Univ	212	149	182	179	0	0	222	201	215	7	1360	194.2857
59 Taylor Davis	Marian University	0	192	167	193	135	184	167	166	155	8	1359	169.875
60 Briana Leech	Missouri Baptist Univ.	130	146	138	149	148	193	145	162	128	9	1339	148.7778
61 Alexis Vescovo	Pikeville (B) JV	192	141	0	148	145	188	179	173	170	8	1336	167
62 Ashley Copley	Univ. of Pikeville	0	223	153	170	190	192	0	198	209	7	1335	190.7143
63 Makaela Dallman	Midland University	0	171	225	173	188	197	173	0	203	7	1330	190
64 Sarah Cain	Minnesota State-Mankato	114	145	161	162	147	165	125	156	150	9	1325	147.2222
65 Fallon Tallman	Univ. of Pikeville	155	0	219	236	182	187	182	163	0	7	1324	189.1429
66 Britany Spiess	Minnesota State-Mankato	144	152	163	134	158	123	103	167	166	9	1310	145.5556
67 Alexa Wasmund	Midland University	128	0	227	164	0	199	186	176	227	7	1307	186.7143
68 Tiffany Meysonet	University of Florida	136	134	146	169	119	147	146	143	165	9	1305	145
69 Katey Hull	Urbana University	159	202	212	125	0	0	167	238	194	7	1297	185.2857
70 Bianca Taylor	Cal-State Univ. Fresno	199	141	201	196	132	170	124	0	118	8	1281	160.125
71 Molly Moldan	Minnesota State-Mankato	116	154	134	128	170	119	152	120	175	9	1268	140.8889
72 Samantha Grimes	Marian University	175	157	158	0	0	200	210	167	195	7	1262	180.2857
73 Erin Sangagorski	Newman University	216	155	205	171	0	0	156	187	160	7	1250	178.5714
74 Brianne Carmony	Weber State University	120	140	151	127	107	137	98	163	171	9	1214	134.8889
75 Kamilah Dammers	Webber International Univ.	0	0	190	213	199	239	193	178	0	6	1212	202
76 Carly Schmidtlein	Baker University	132	0	184	196	180	193	190	134	0	7	1209	172.7143
77 Wyntur Henderson	U.C. Davis	133	148	130	137	117	127	155	104	154	9	1205	133.8889

78	Alicia Simpson	Marian University	178	157	0	169	169	193	180	156	0	7	1202	171.7143
79	Christine Johnston	Pikeville (A) JV	0	187	148	170	174	173	0	182	145	7	1179	168.4286
80	Rebekah Wihelm	Pikeville (A) JV	151	0	162	149	0	173	168	234	138	7	1175	167.8571
81	Jordan Knowles	Midland University	199	160	0	0	211	231	167	0	203	6	1171	195.1667
82	Brittany Crawford	Urbana University	137	0	0	148	171	148	208	169	129	7	1110	158.5714
83	Courtney Hill	Newman University	179	196	177	215	191	150	0	0	0	6	1108	184.6667
84	Amanda Becker	Minnesota State-Mankato	151	130	145	103	112	88	101	145	123	9	1098	122
85	Elizabeth Dunavin	Hastings College	109	183	144	0	148	0	157	165	183	7	1089	155.5714
86	Jessica Cantu	West Texas A&M	0	0	0	208	202	190	154	159	175	6	1088	181.3333
87	Miranda Denklatt	Hastings College	144	150	0	155	189	139	124	0	150	7	1051	150.1429
88	Emily Braga	William Penn University	130	155	161	144	181	138	135	0	0	7	1044	149.1429
89	Megan Gauer	Urbana University	162	181	160	0	0	171	0	209	157	6	1040	173.3333
90	Courtney Couch	Midland University	165	0	196	182	159	0	178	150	0	6	1030	171.6667
91	Kara Crowe	Pikeville (A) JV	175	216	166	176	147	0	142	0	0	6	1022	170.3333
92	Mallory Khamchanh	U.C. Davis	111	0	124	112	191	155	0	137	146	7	976	139.4286
93	Kymerli Shinault	West Texas A&M	155	165	168	149	0	0	173	158	0	6	968	161.3333
94	Nicole Howe	Pikeville (B) JV	0	0	236	126	124	0	175	146	137	6	944	157.3333
95	Daria Pejak	Webber International Univ.	166	195	0	0	0	197	226	154	0	5	938	187.6
96	Ausjerae Holland	Cal-State Univ. Fresno	0	150	158	173	145	0	159	150	0	6	935	155.8333
97	Brittney Barnett	Urbana University	0	188	154	0	244	173	137	0	0	5	896	179.2
98	Kaitlin Mayall	Webber International Univ.	166	193	173	0	151	0	0	0	211	5	894	178.8
99	Heather Wright	Baker University	0	155	188	175	154	0	0	0	205	5	877	175.4
100	Briana Ebbinghaus	U.C. Davis	115	127	124	111	0	167	133	95	0	7	872	124.5714
101	Allyson Ware	Baker University	138	0	0	0	0	203	166	181	178	5	866	173.2
102	Tiffany Chen	U.C. Davis	0	130	117	0	132	140	108	113	126	7	866	123.7143
103	Haley Hall	Midland University	203	171	200	145	0	0	0	145	0	5	864	172.8
104	Anneli Blomquist	Webber International Univ.	0	0	0	234	184	226	0	0	214	4	858	214.5
105	Kayla Riffle	Calumet College of St. Joseph	162	148	0	0	0	0	160	198	190	5	858	171.6
106	Rikkie Hemmert	Newman University	0	0	0	0	150	127	169	233	178	5	857	171.4
107	Katelyn Simpson	Univ. of Pikeville	147	176	155	0	0	0	164	0	212	5	854	170.8
108	Danielle Smith	Pikeville (B) JV	135	146	118	0	170	155	0	123	0	6	847	141.1667
109	Kjerstin Richards	Midland University	0	159	0	0	187	178	0	168	145	5	837	167.4
110	Amanda Klinger	Marian University	169	161	162	156	180	0	0	0	0	5	828	165.6
111	Natalie Walker	West Texas A&M	199	163	145	0	146	0	0	0	174	5	827	165.4
112	Kiana Rowe	Cal-State Univ. Fresno	112	0	156	0	0	170	0	133	213	5	784	156.8
113	Heather Melvin	Wichita State Univ	204	151	0	0	175	164	0	0	0	4	694	173.5
114	Elizabeth Bischoff	Marian University	0	0	129	0	0	232	0	171	158	4	690	172.5
115	Christine Favetti	U.C. Davis	111	123	0	115	84	0	91	0	132	6	656	109.3333
116	Danielle Thyfault	Hastings College	0	0	173	147	0	144	0	120	0	4	584	146
117	Lindsey Fogliasson	Marian University	0	0	0	175	159	0	0	0	133	3	467	155.6667
118	Blair Farris	William Penn University	0	0	0	0	0	0	0	157	186	2	343	171.5
119	Tessa Epifanio	Urbana University	0	0	166	0	0	0	0	0	175	2	341	170.5
120	Lauren Hart	Calumet College of St. Joseph	0	0	0	0	142	0	0	0	175	2	317	158.5
121	Chelsey Holland	Urbana University	0	0	0	159	157	0	0	0	0	2	316	158
122	Shaley Epperson	Baker University	164	135	0	0	0	0	0	0	0	2	299	149.5
123	Candice Tovo	Calumet College of St. Joseph	0	0	148	144	0	0	0	0	0	2	292	146
124	Meghan Hardy	Marian University	145	0	0	0	0	0	113	0	0	2	258	129

125 Elizabeth Premo	Calumet College of St. Joseph	0	0	0	0	0	223	0	0	0	1	223	223
126 Mackenzie Boyd	William Penn University	0	0	0	0	0	144	0	0	0	1	144	144
127 Jessie Malacara	West Texas A&M	0	0	0	0	0	130	0	0	0	1	130	130